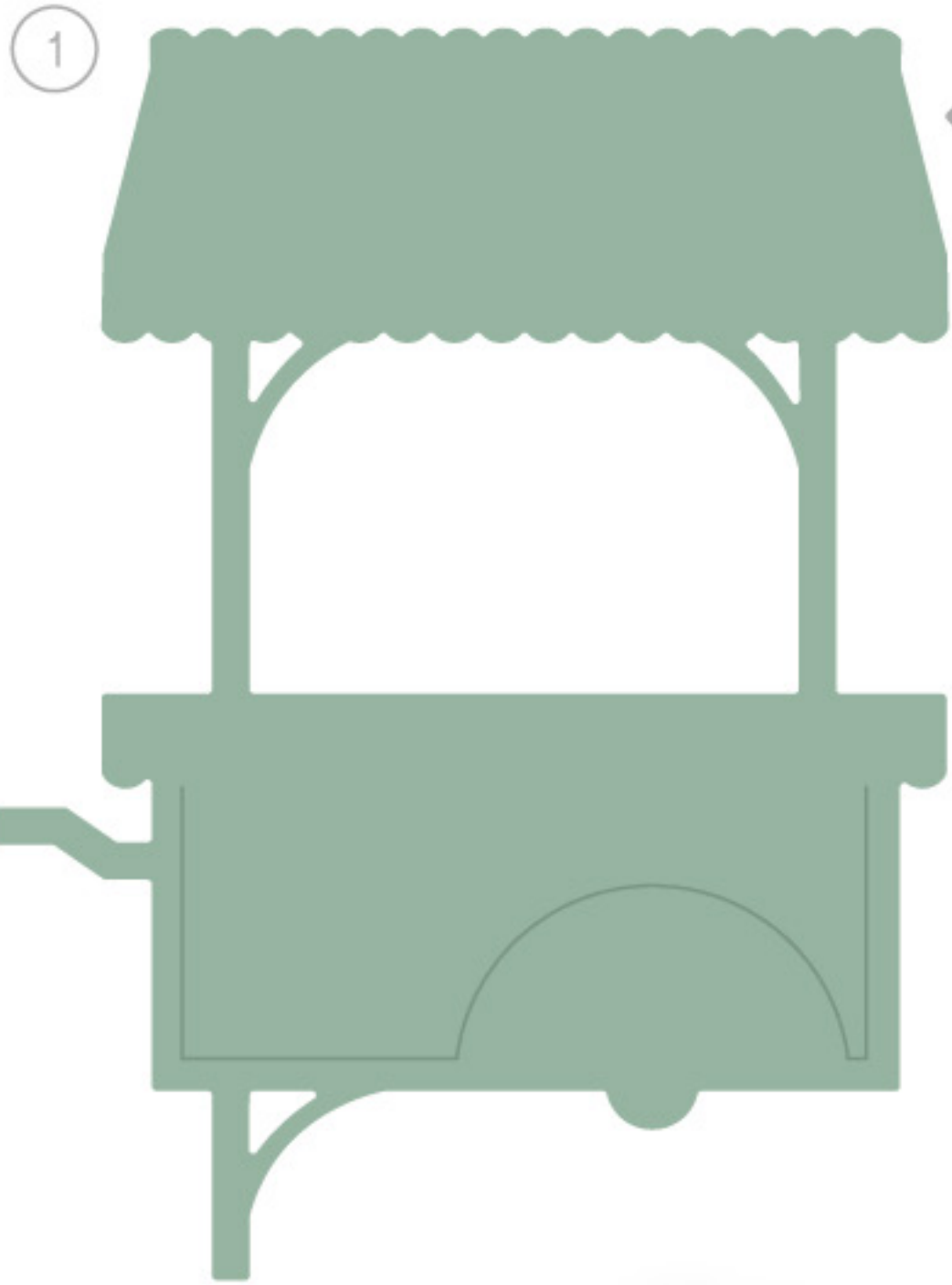




MARKET CART BUILDER *Layering Guide*



1



2
CUT AND ADHERE
TOP AWNING



3
CUT PLANT SHELF
IF DESIRED

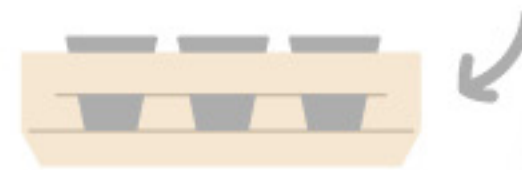


4
CUT AND ADHERE
BOTTOM AWNING



CUT PLANTERS IF DESIRED.
PLANT SHELF DIE PIECE CUTS A
SLIT TO TUCK PLANTERS INSIDE.

5




6



ARRANGE FLOWERS AS DESIRED AND ADHERE TO THE TOP
OF THE PLANTERS. WE RECOMMEND ADHERING THEM
LAST TO GIVE THEM MORE REALISTIC DIMENSION

7



CUT SPOKED WHEEL AND TIRE.
ADHERE SOLID TIRE TO TOP OF SPOKED WHEEL

