
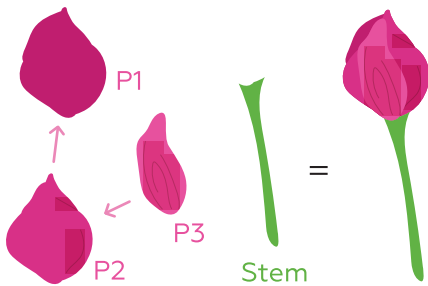


Open Tulip Pieces




Start with the leaf base (L1) and add detailed leaf (L2) to the top. To create the bloom, start with petal base (P1) and add P2, P3, and P4 to build layers. To finish the tulip, add the stamen piece (S1) to the flower petals. Add S2 to the very center.

Tulip Bud Pieces



Begin with P1, add P2 and P3

Closed Tulip Pieces



Start with the leaf base (L1) and add detailed leaf (L2) to the top. To create the bloom, start with the petal base (P1) and add P2, P3, and P4 (in that order) to build layers.

For more inspiration visit our website

